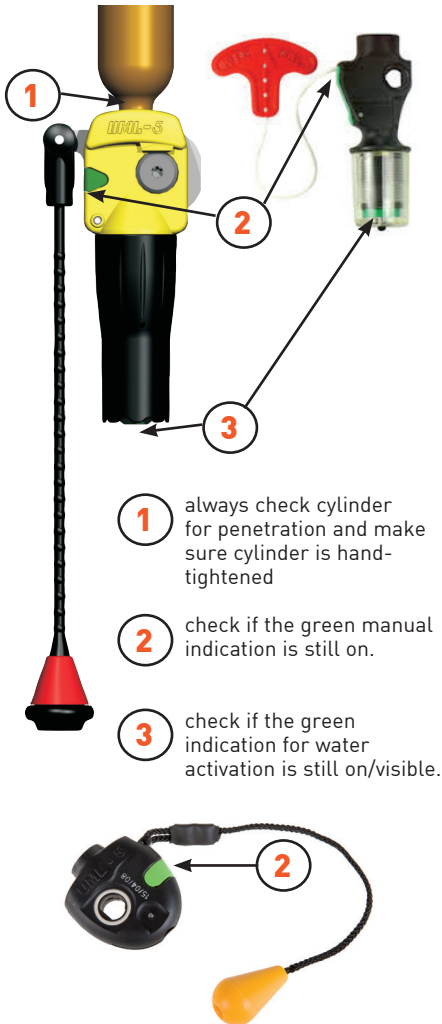


PRE WEAR CHECK LIFEJACKET

Before use check if one of the (green) indicators below is not missing, if one of the indicators indicates RED, if the cylinder is corroded or penetrated, or the expiry date is exceeded, then the jacket is not operational anymore!
Make sure the jacket is checked or serviced periodically by an authorized station.

UM MK5, STANDARD HALKEY ROBERTS STANDARD

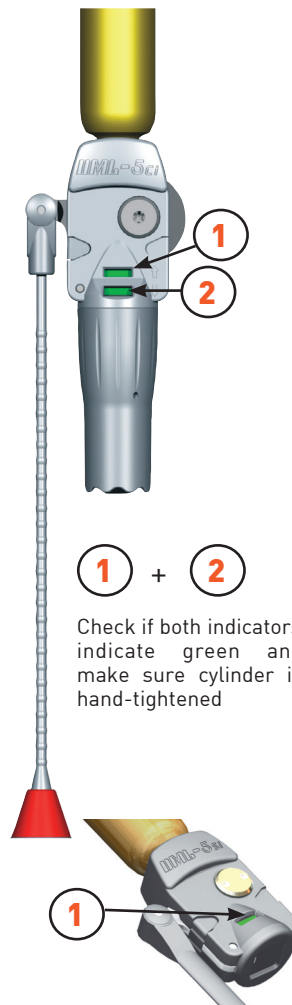


- 1 always check cylinder for penetration and make sure cylinder is hand-tightened
- 2 check if the green manual indication is still on.
- 3 check if the green indication for water activation is still on/visible.

MANUAL SYSTEM:

Check if the green manual indication is still on and make sure the cylinder is not penetrated and hand-tightened.

UM CXI/PRO SENSOR/ELITE INDICATOR



- 1 + 2
- Check if both indicators indicate green and make sure cylinder is hand-tightened

MANUAL SYSTEM:

Check the single green indicator and make sure cylinder is hand-tightened.

HAMMAR MA1 HYDROSTATIC



- 1 Check if indicator is green.
- 2 Check if date is not expired.

UNITED MOULDERS CARTRIDGES

Replacement date: on the cartridge a maximum replacement date is printed. Always replace before this date! From the moment the jacket is in use the recommended replacement interval is:

- Normal/ leisure use: every 2 years
- Professional use: every year




Art. No.	Description	Art. No.	Description	Art. No.	Description
20.425.115	"All Weather" Cartridge	20.427.012	CXI "Pro Sensor" Cartridge	20.425.120	CXI "Elite" Cartridge

HALKEY ROBERTS SUPER BOBBIN

Production date: on the bobbin a production date is printed. Add 4 years for maximum replacement date. From the moment the jacket is in use, the recommended replacement interval is:

- Normal/ leisure use: every 2 years
- Professional use: every year



Art. No.	Description
20.435.111	HR Bobbin